



KATIE NADOLNY

2018-07-18 18:31

[]

RIDER

Katie Nadolny

Age: 35

Female

[REDACTED]

[REDACTED]

SITE

FITTER

Nick Pacha

[REDACTED]

BIKE

MAKE/MODEL: Trek, Domane SL5

SIZE: 50

YEAR: 2018

TYPE: Road

SUMMARY OF SESSION

Moved Saddle up 2 in

Moved saddle forward 5 mm

Switched to Ajna Comp (154)

Switched to 70 mm 7° rise stem

Gave postural ques

Moved left cleat forward to even out knee extension/functional asymetry.

ZIN REPORT: POST FIT

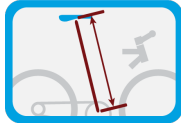
2018, 50 - Trek, Domane SL5 (Road)

Notes:

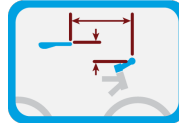
COMPONENTS

STEM	SPACER STACK	CRANK LENGTH	PEDALS	SADDLE	BARS	SHOES
7 ° x 70 mm	35 mm	170 mm	bontrager spd-sl	bontrager ajna comp (154)	bontrager rl	bontrager rxl

MEASUREMENTS & ANGLES

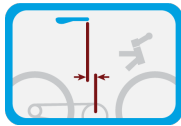


Saddle Height: 683 mm
BB to center of saddle profile

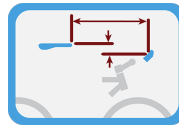


Handlebar Reach: 433 mm
tip of saddle horiz to bar top

Handlebar Drop: -6 mm
cen of saddle profile to bar top grip, - denotes bar below saddle



Saddle Setback: -20 mm
BB horiz to front tip of saddle grip, - denotes saddle behind BB

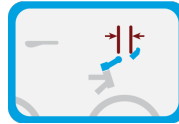


Grip Reach: 537 mm
tip of saddle horiz to trough of grip

Grip Drop: 18 mm
cen of saddle to trough of grip, - denotes grip lower



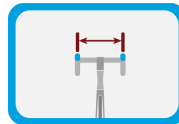
Saddle Angle: -3 °
angle of saddle to horizon grip, - denotes nose down



Bar Reach: 39 mm
center of bar to back end of grip



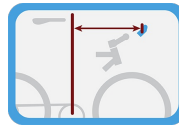
Eff. Seat Tube Angle: 77 °
BB to center of saddle profile



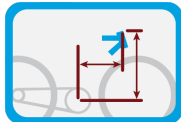
Grip Width: 382 mm
grip center to center



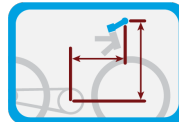
Grip Angle: 28 °
angle to horizon + denotes front end up



BB to Grip Reach: 517 mm
BB to trough of grip



Frame Stack: 556 mm
Frame Reach: 366 mm
BB to center of headtube top



Handlebar Stack: 645 mm
Handlebar Reach: 413 mm
BB to center of bar

THIS BIKE FIT PERFORMED USING THE **RETÜL** SYSTEM